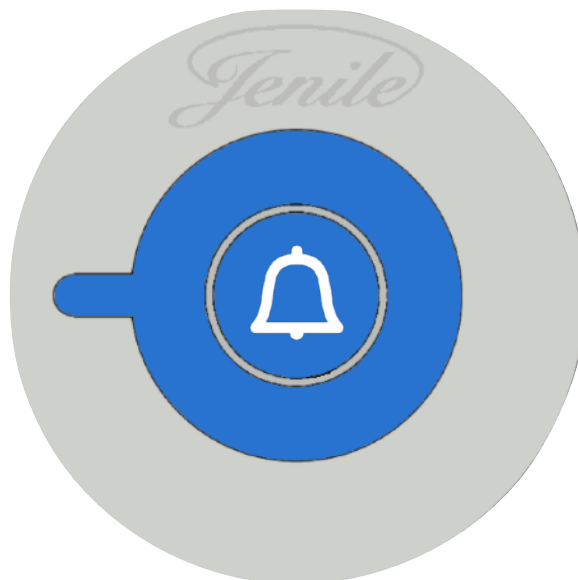




# WATERPROOF DOORBELL SPE17

## INSTRUCTION MANUAL

Specially designed for deaf and hearing impaired people.



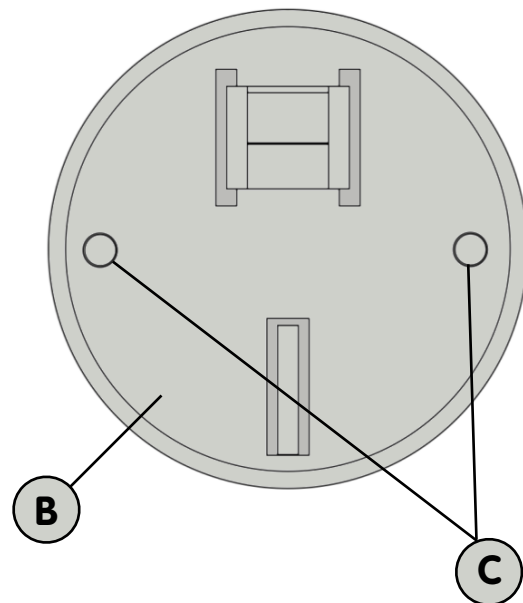
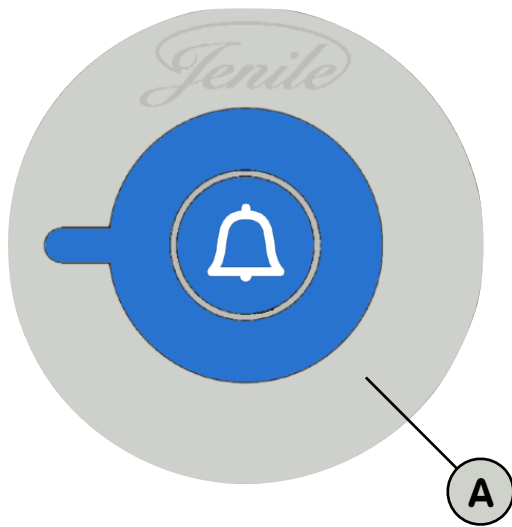


All your products are already connected to each other.

# Summary :

**4 - 7** : Waterproof Doorbell SPE17

# Waterproof Doorbell SPE17



- A** - Button
- B** - Plastic Bracket
- C** - screw hole

## Technical Specifications

**Weight** : 34 g (bracket included)

**Color** : Blue/White

**Dimensions (Height x Width X Depth )** : 60 x 17 x 60 mm

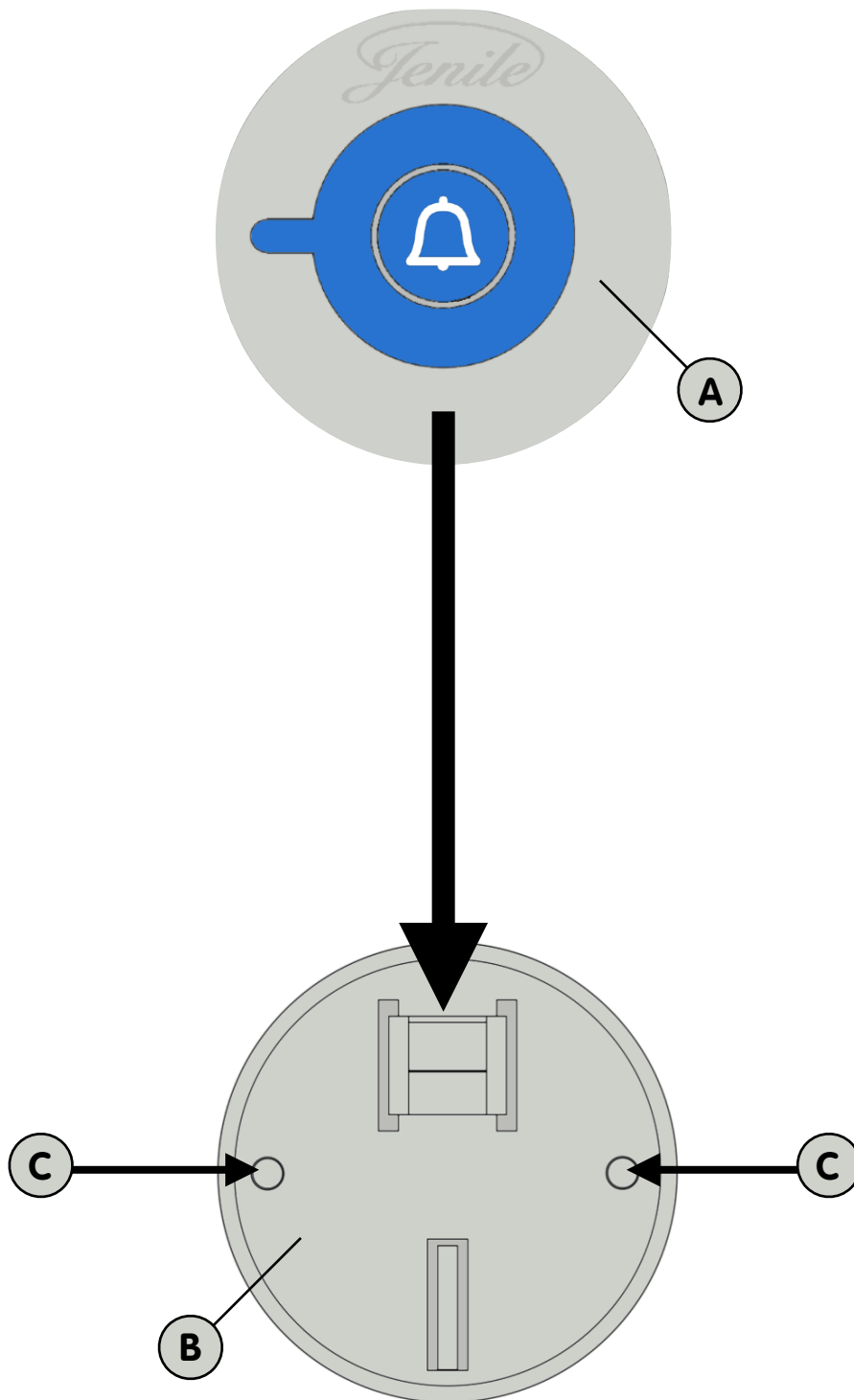
**Transmission Frequency** : 433,33 Mhz

**Power supply** : 3V lithium battery included

**Autonomy** : 1 year (according to its current use )

2-year warranty

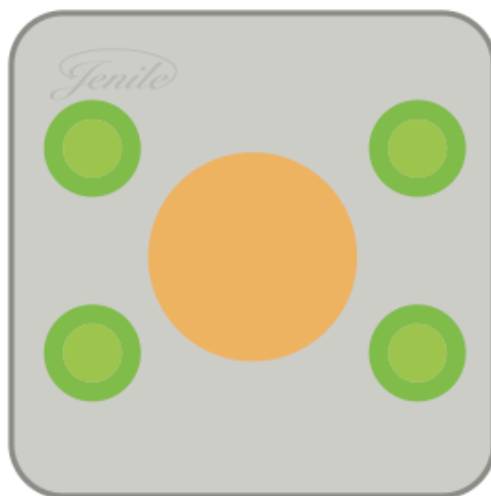
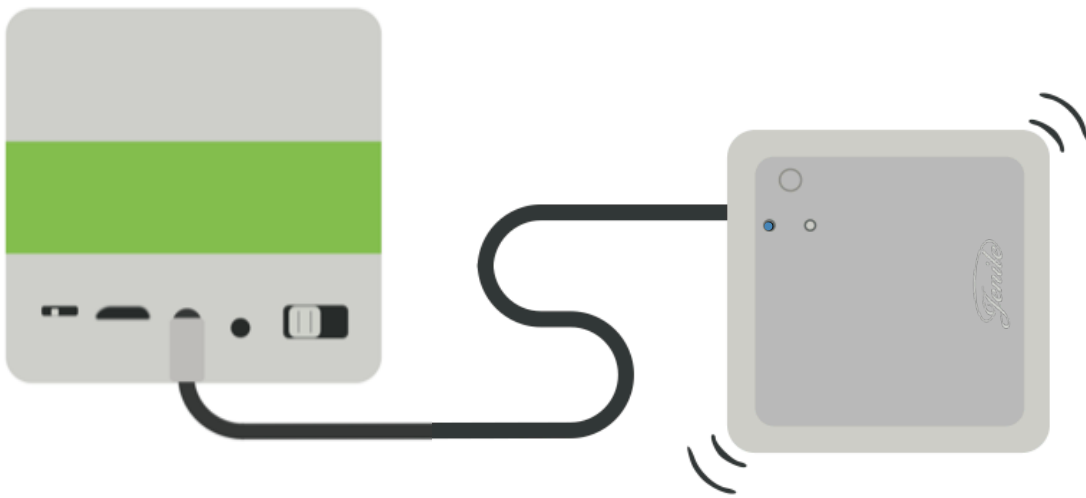
## Installation:



The waterproof doorbell is fixed to the wall near the door (C) with the 2 screws holes and the Plastic Plug (B).

## Function:

A signal system is composed of at least one transmitter and one receiver. When a person presses the bell button, the signal is converted into radio-frequency pulses. Those radio-frequency pulses (433 Mhz) are transmitted wireless to the flash receivers or to the Jenile vibrators. Then, they flash/vibrate in green.



The doorbell is waterproof and can be used for houses.



## Use:

If your doorbell works correctly, you will see a red LED light up when you press the button. If it is not the case, please feel free to contact the customer service (Skype : jenile-international or mail : [contact@jenile.com](mailto:contact@jenile.com)).

## Settings:

Your products are already connected to each other. If this is not the case, the connection is very simple, please look at the setting of the Cube Flash & Flash Plug.



[www.jenile.com](http://www.jenile.com)



CE