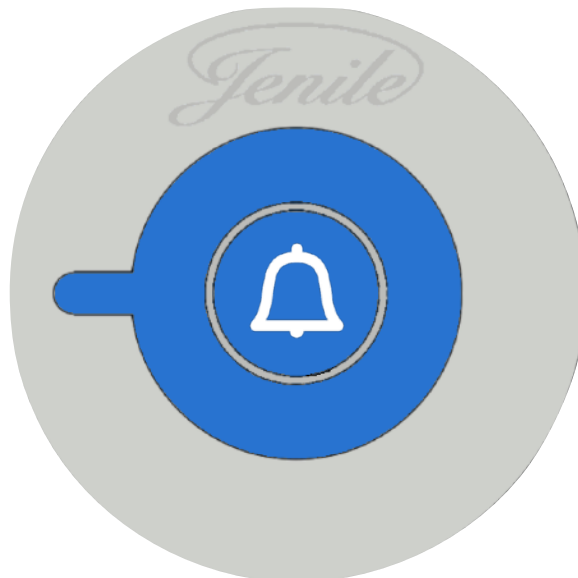




WATERPROOF DOORBELL SPE17

INSTRUCTION MANUAL

Specially designed for deaf and hearing impaired people.



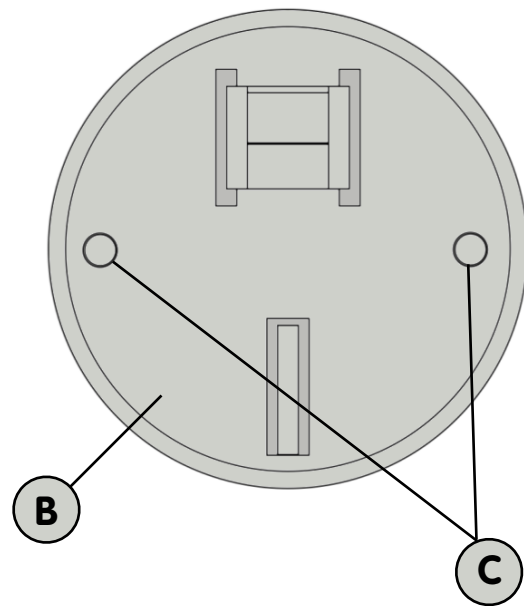
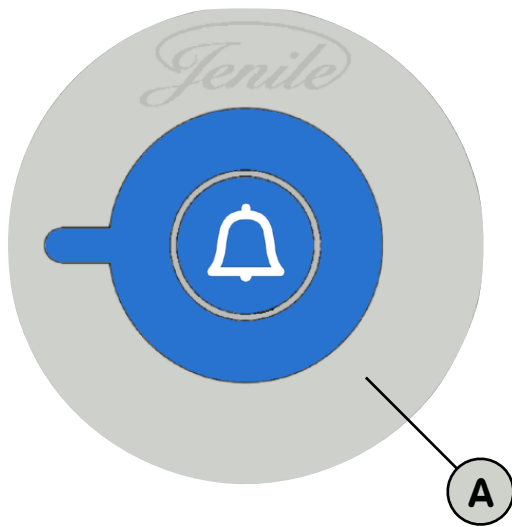


All your products are already connected to each other.

Summary :

4 - 7 : Waterproof Doorbell SPE17

Waterproof Doorbell SPE17



- A** - Button
- B** - Plastic Bracket
- C** - screw hole

Technical Specifications

Weight : 34 g (bracket included)

Color : Blue/White

Dimensions (Height x Width X Depth) : 60 x 17 x 60 mm

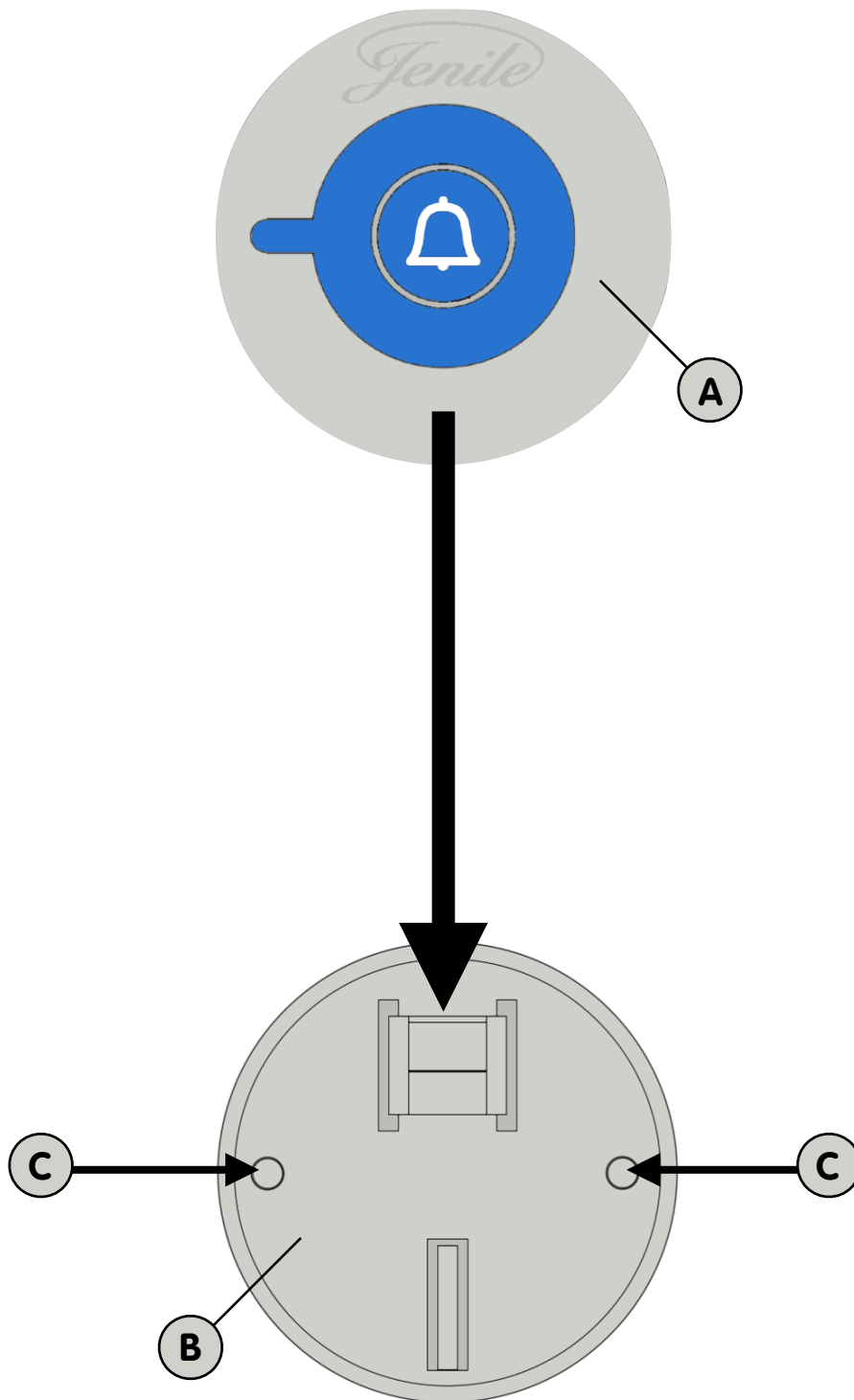
Transmission Frequency : 433,33 Mhz

Power supply : 3V lithium battery included

Autonomy : 1 year (according to its current use)

2-year warranty

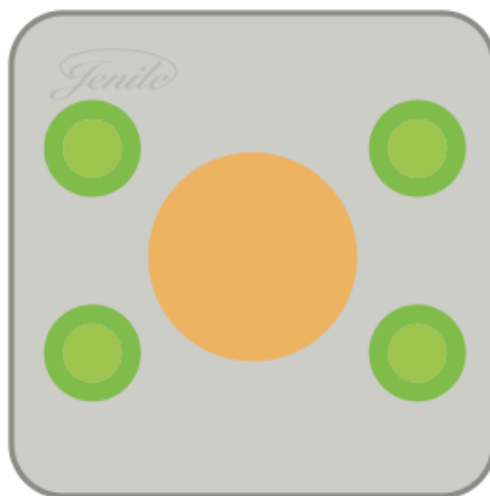
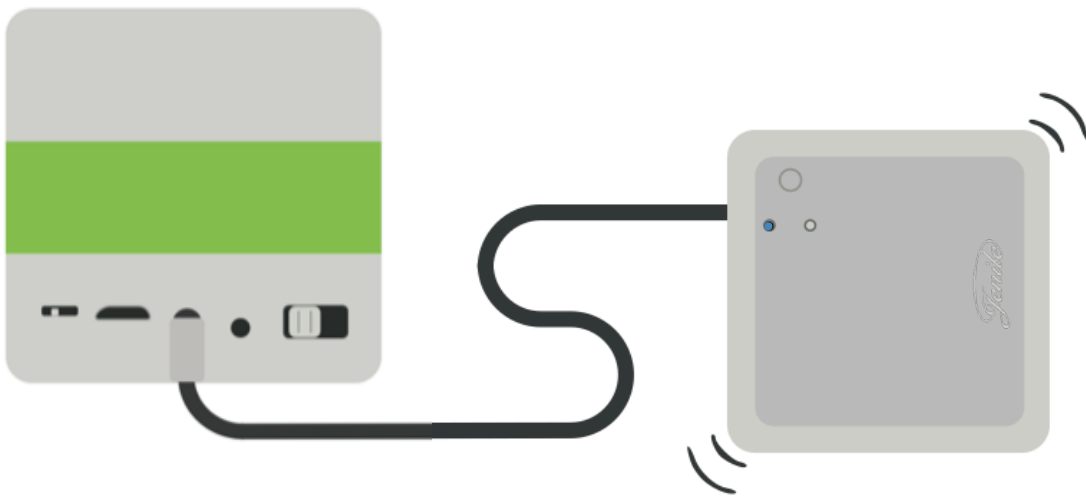
Installation:



The waterproof doorbell is fixed to the wall near the door (C) with the 2 screws holes and the Plastic Plug (B).

Function:

A signal system is composed of at least one transmitter and one receiver. When a person presses the bell button, the signal is converted into radio-frequency pulses. Those radio-frequency pulses (433 Mhz) are transmitted wireless to the flash receivers or to the Jenile vibrators. Then, they flash/vibrate in green.



The doorbell is waterproof and can be used for houses.



Use:

If your doorbell works correctly, you will see a red LED light up when you press the button. If it is not the case, please feel free to contact the customer service (Skype : jenile-international or mail : contact@jenile.com).

Settings:

Your products are already connected to each other. If this is not the case, the connection is very simple, please look at the setting of the Cube Flash & Flash Plug.



www.jenile.com



CE